




Z.Hinchliffe & Sons Lambswool Yarn. 2/17 Nm (2-Ply). Approximately 800g – 1400g Cones. Page 2.



NIAGARA 98



RHAPSODY 118




HURRICANE 281




JEANS 241



GLACIER 82




REGATTA 147



MONSOON 265




BLUE LOVAT 41



FADED NAVY 385




PARADISE BLUE 15



DK COBALT 377




MALABAR 394




RIVER 360




WATERFALL 348



ICEBERG 344



NAVY 11




PERSIAN 164




SPEEDWELL 159



TAHITI 301




OCEANO 90




ELDERBERRY 74



THUNDERSTORM 376



COLUMBINE 395




PALE LAVENDER 342




WHITE 25



AUBERGINE 375



REGALIA 340




VIOLETTA 296




HELIOTROPE 203




ECRU 230




BLACKGRAPE 186



JACARANDA 396



FOXGLOVE 331



CLEMATIS 279



DAHLIA 36